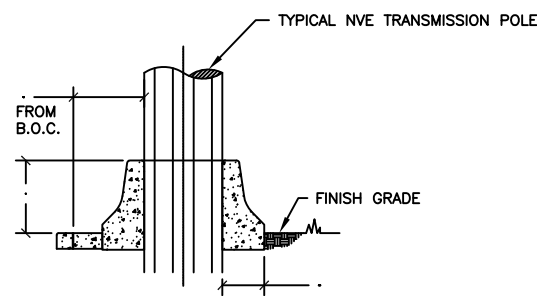
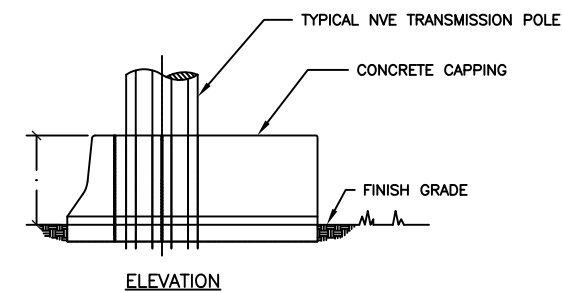


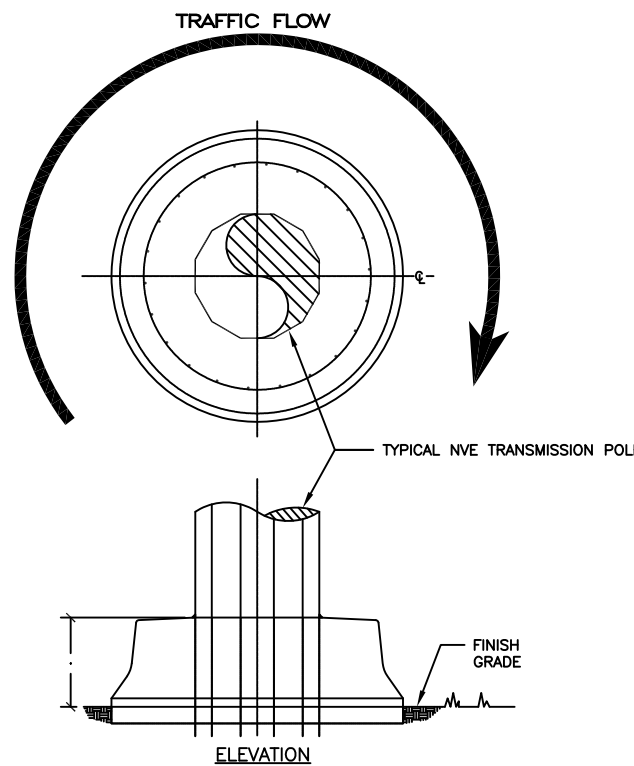
SECTION A-A
DETAIL "A"
5' FROM B.O.C.



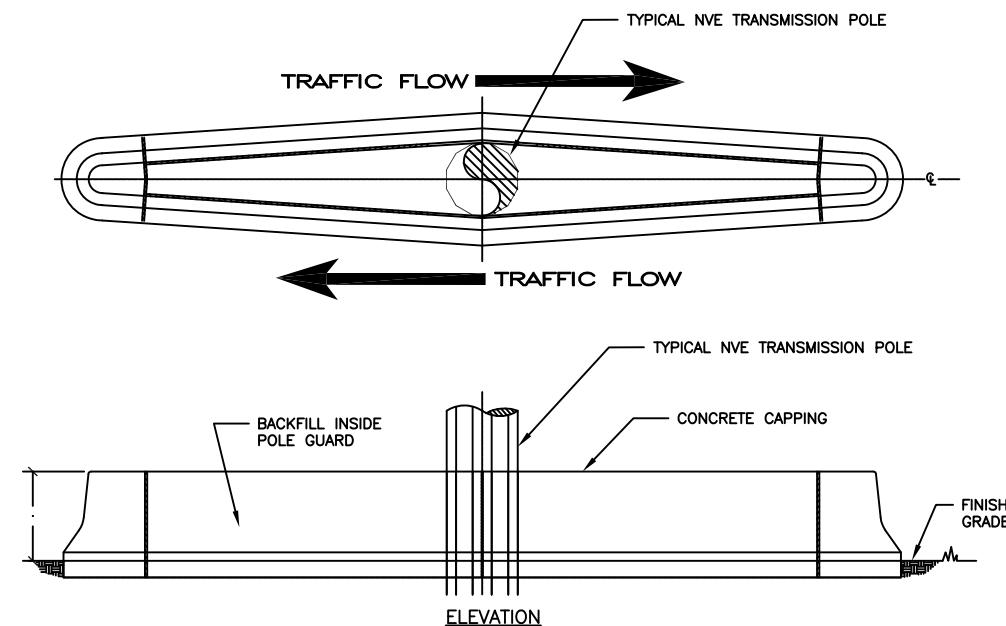
SECTION B-B
DETAIL "B"
3' FROM B.O.C.



ELEVATION
DETAIL "C"
IN PORK CHOP ISLAND



DETAIL "D"
FOR 25MPH ROUNDABOUT



DETAIL "E"
IN CENTER MEDIAN

GUIDELINES:

- DETAIL "A" THE FACE OF AN UNPROTECTED STEEL POLE MUST BE AT LEAST 5' FROM BACK OF CURB. IF THIS CANNOT BE MAINTAINED, REFER TO DETAIL "B".
- DETAIL "B" CONCRETE BARRIER TO BE INSTALLED IF THE AVAILABLE CLEARANCE IS LESS THAN 5' FROM BACK OF CURB TO THE FACE OF THE POLE. SIDEWALK MAY BE ROUTED AROUND BACK SIDE OF POLE.
IF SIDEWALK IS TO BE INSTALLED ON THE STREET SIDE ALONG WITH THE POLE BARRIER, CUSTOMER IS RESPONSIBLE TO MEET RTC AND/OR ADA REQUIREMENTS ON MINIMUM SIDEWALK WIDTH.
IF A MINIMUM CLEARANCE OF 3' IS NOT AVAILABLE FROM BACK OF CURB TO THE FACE OF THE POLE, THE POLE WILL REQUIRE RELOCATION.
- DETAIL "C" PORK CHOP ISLAND CONFIGURATION IS CONTINGENT UPON POLE BARRIER AND CRASH ATTENUATOR DESIGN.
- DETAIL "D" CONCRETE BARRIER FOR A ROUNDABOUT: ALLOWED ONLY FOR A 25MPH MAX SPEED ZONE.
- DETAIL "E" CONCRETE BARRIER FOR ROAD CENTER MEDIAN TO BE INSTALLED WHEN: FACE OF POLE TO BACK OF CURB IS LESS THAN 5', OR NO CENTER MEDIAN EXISTS. CRASH ATTENUATOR MAY BE NECESSARY. REFER TO DETAIL 'C'

GENERAL NOTES:

1. CONCRETE POLE BARRIERS CANNOT BE INSTALLED ON WOOD POLES.
2. ALL CONCRETE BARRIERS ARE INDIVIDUALLY ENGINEERED FOR THE GIVEN STEEL POLE BY NVE. APPLICABLE BARRIER DESIGN WILL BE PROVIDED.
3. NVE FACILITY SAFETY AGREEMENT IS REQUIRED IF BARRIER IS BUILT.
4. BARRIER CAN BE INSTALLED BY NVE AT CUSTOMER COST OR CUSTOMER CAN INSTALL AS PER NVE DESIGN.
5. POLE BARRIER INSTALLATION WILL BE INSPECTED BY NVE AT EACH STAGE OF INSTALLATION IF WORK IS NOT PERFORMED BY NVE.
6. CRASH ATTENUATORS, WHEN NECESSARY, WILL BE INSTALLED, OWNED AND MAINTAINED BY OTHERS. NVE POLE SAFETY AGREEMENT IS REQUIRED.
7. IF MAX SPEED LIMIT IS 15MPH OR LESS, REFER TO STD-D1 FOR STEEL BARRIERS.

DRAWING NOT TO SCALE

DRAWING INFO.		
DRAWN	06/20/08	DP
DESIGNED	06/20/08	SA
CHECKED	06/20/08	DMc
APPROVED	06/20/08	MF
	DATE	BY
REV. 2	11/12/08	DP



CONCRETE BARRIERS
FOR STEEL
TRANSMISSION POLES