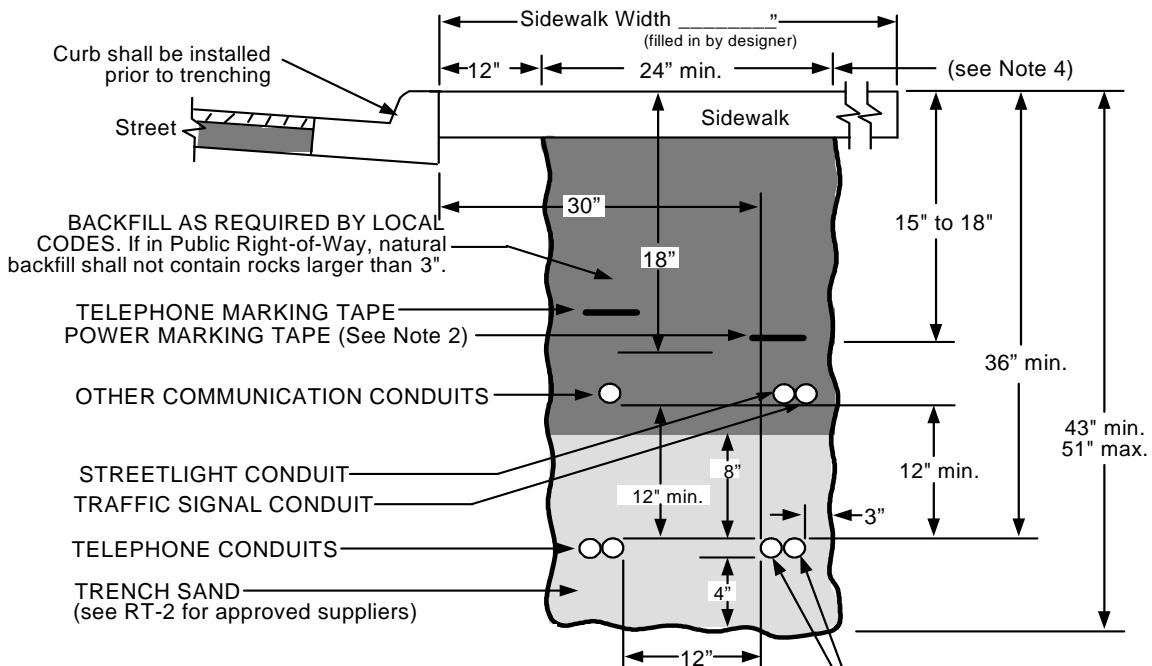
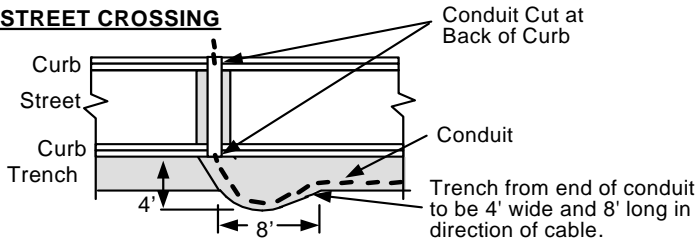


Trenching

THESE DETAILS MUST BE PLACED ON ALL WORK REQUEST DRAWINGS

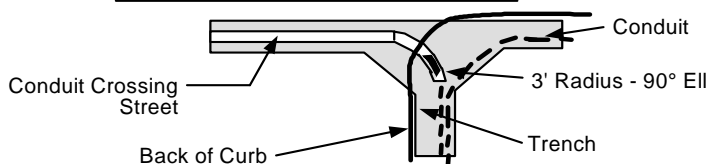


STREET CROSSING

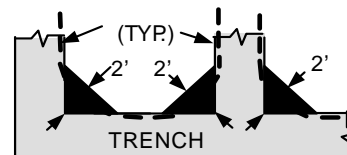


POWER (Primary and/or Secondary)

STREET CORNER WITH TEE TRENCH



CUT BACK ON ALL TRENCH CORNERS



NOTES:

1. See RT-G for general trenching requirements.
2. Vinyl marking tape is provided as supplemental protection because NVE cannot control the final grade elevation due to possible future surface grade changes by the developer or owner.
3. Excavated material shall be placed a minimum of two feet from both edges of the trench to prevent material from falling into the open trench.
4. Edges of trench shall be a minimum of 36" from edge of Water, Gas, or Sewer.

				Electric Service Requirements		RT-7
				Trench Detail: Sidewalk, Residential or Commercial		
Drawn:	Eng:	Appr:	Date:			Revision: 1
DH	KL	KL	06/07			Page 1 of 2

THIS PAGE INTENTIONALLY LEFT BLANK

 NV Energy.				Electric Service Requirements		RT-7
				Trench Detail: Sidewalk, Residential or Commercial		
Drawn:	Eng:	Appr:	Date:	Revision: 1		
DH	KL	KL	06/07	Page 2 of 2		