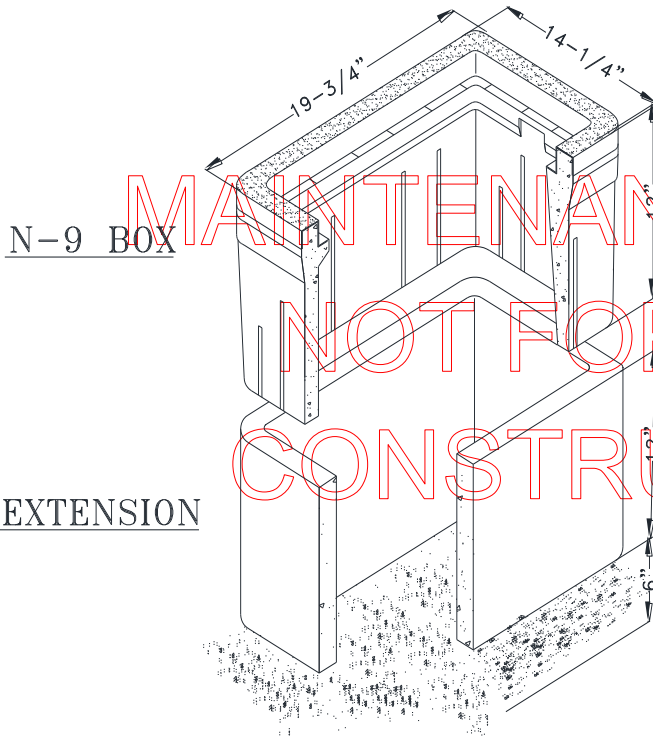
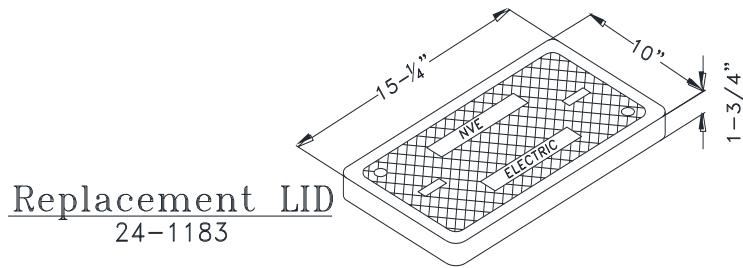
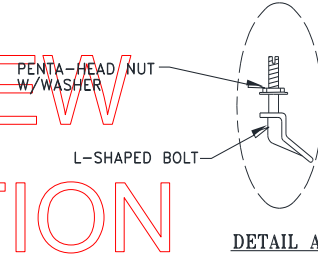


10" x 15" BOX NON-TRAFFIC CONCRETE ISOMETRIC DETAIL



CONSTRUCTION NOTES

1. BOX TO BE USED IN NON/INCIDENTAL TRAFFIC APPLICATIONS ONLY. SEE TE0001U, SECTION 7.0.
2. BOX TO BE PLACED ON 6" OF 3/4" CLEAN DRAIN ROCK. SEE TE0020U, BOX PLAN VIEW.
3. BOX REQUIRES 1 EXTENSION.
4. ALL LIDS/COVERS TO BE MARKED "ELECTRIC".
5. CONCRETE LIDS NOT APPROVED.
6. LID TO BE SECURED W/2 L- SHAPED BOLTS WITH PENTA HEAD NUTS. SEE DETAIL "A".



APPLICATIONS:
NON/INCIDENTAL TRAFFIC
6" OF 3/4" DRAIN ROCK

STK#	DESCRIPTION	WEIGHT (LBS)
24-0020	CONCRETE ST LIGHT BOX	85
24-0470	12" CONCRETE EXTENSION	82
24-1182	FIBRELYTE LID	21
24-1183	REPLACEMENT FIBRELYTE LID WITH HOLD DOWN BOLTS LID A	21

MAXIMUM CONDUCTORS	
10" x 15" BOX	SECONDARY
	2 RUNS OF #2TX AND 1 RUN OF #10 ST LIGHT WIRES
NOTE: REFER TO CAB09U VOLUME 5 FOR COMPLETE APPLICATION	

	VOLUME 17 – ENGINEERING & CONSTRUCTION STANDARD	VB0050M								
	10" X 15" BOX NON-TRAFFIC CONCRETE 15-1/4" X 10" I.D.									
<table border="1" style="width: 100%;"> <tr> <td>Drawn:</td> <td>Eng:</td> <td>Appr:</td> <td>Date:</td> </tr> <tr> <td>JVV</td> <td>MB</td> <td>DA</td> <td>4/15</td> </tr> </table>	Drawn:	Eng:	Appr:	Date:	JVV	MB	DA	4/15		Revision: 3 Page 1 of 1
Drawn:	Eng:	Appr:	Date:							
JVV	MB	DA	4/15							