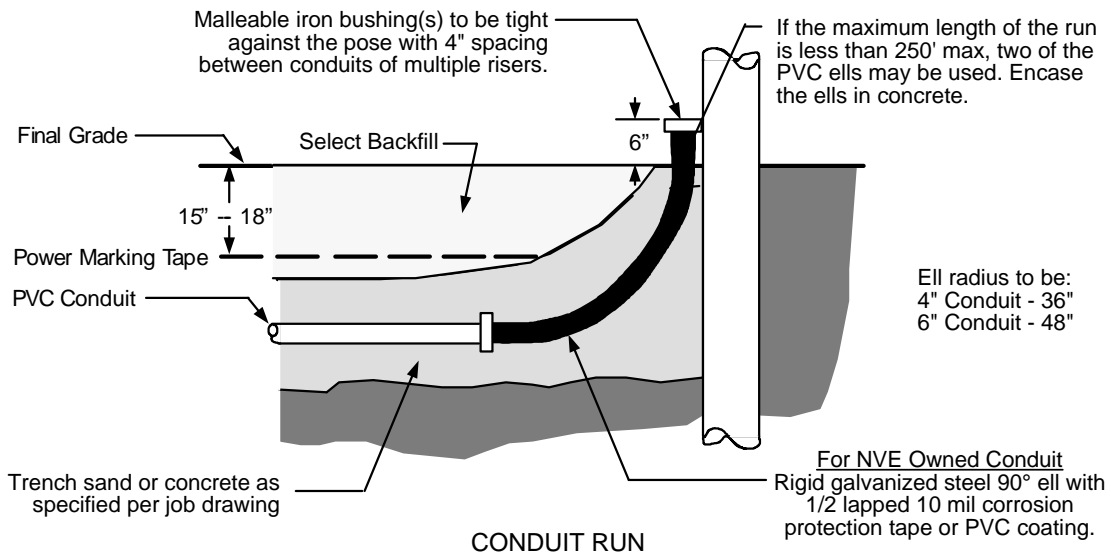
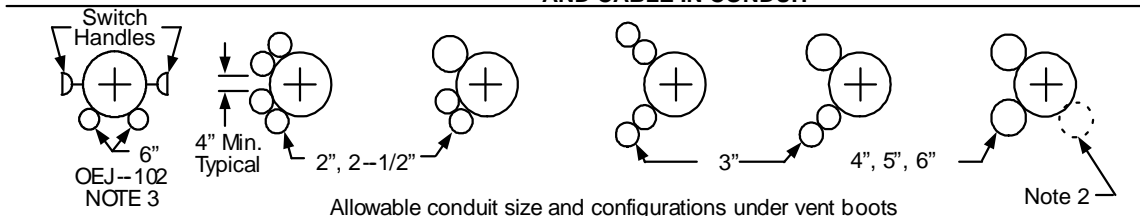
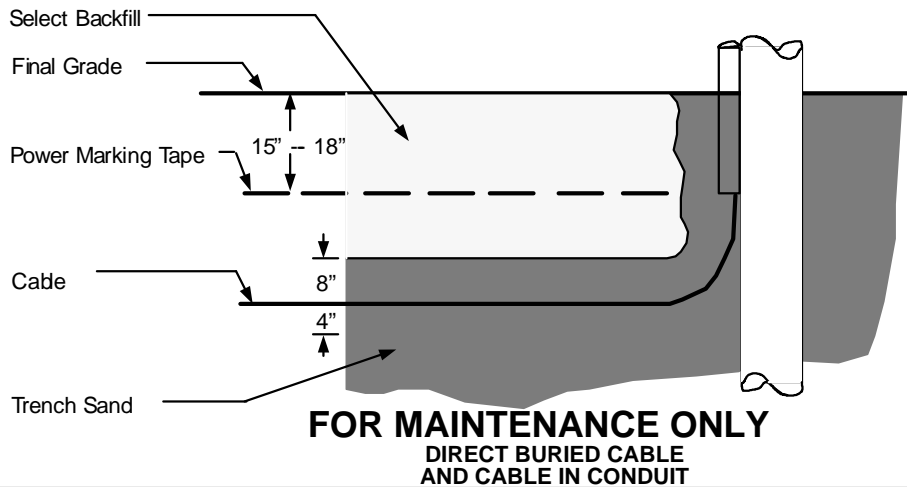


Electric Service Requirements




NOTES:

1. **Designer** – All power and communication risers shall encompass a maximum of half the pole, the remaining half is to be kept clear for pole change outs.
2. **Designer** – Minimum pole ground-line circumference of 44" is required when installing spare 6" conduit for parallel 1000 kcmil feeder risers.
3. **Contractor** – For 2 way switch riser OEJ-102, place conduits in a quadrant of the pole that is at a right angle to the overhead primary conductors. Verify conduit location with NVE Construction Team Leader.

Electric Service Requirements				RR-1
				Revision: 2
Pole Riser Installation				Page 1 of 2
Drawn:	Eng:	Appr:	Date:	
TT	TA	DA	06/14	

THIS PAGE INTENTIONALLY LEFT BLANK

				Electric Service Requirements		RR-1
				Pole Riser Installation		
Drawn:	Eng:	Appr:	Date:	Revision: 2		
TT	TA	DA	06/14	Page 2 of 2		