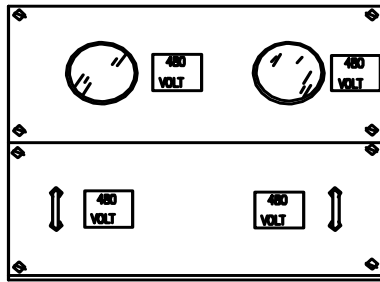
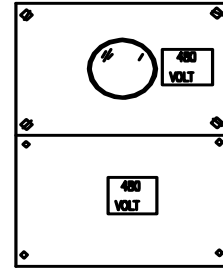


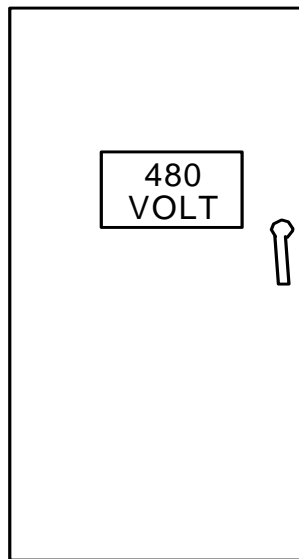
# Metering Equipment: Installation Requirements



**FIGURE 1  
PANEL COVERS**



**FIGURE 2  
PANEL COVERS**



**FIGURE 3  
CABINET DOOR**

**NOTES:**

1. Each meter panel shall be labeled with one permanent sign beside each meter socket. This sign shall be approximately 2" x 2", shall be red with white lettering and shall read "480 Volt". See figures 1 and 2.
2. Each test-bypass block cover panel shall be labeled with one permanent sign beside each meter socket. This sign shall be approximately 2" x 2", shall be red with white lettering, and shall read "480 Volt". See figures 1 and 2.
3. If the equipment is enclosed within a cabinet, the outside of the cabinet door must be labeled with at least one permanent sign, approximately 4" x 6". This sign shall be red with white lettering, and shall read "480 Volt". See figure 3.

				Electric Service Requirements		<b>RPI-13</b>
				<b>Labeling Requirements for 480 Volt Self-Contained Services</b>		
Drawn:	Eng:	Appr:	Date:			Revision: 1
DH	DH	DA	12/06			Page 1 of 2

# Metering Equipment: Installation Requirements

---

THIS PAGE INTENTIONALLY LEFT BLANK

				Electric Service Requirements		<b>RPI-13</b>
				<b>Labeling Requirements for 480 Volt Self-Contained Services</b>		
Drawn:	Eng:	Appr:	Date:			Revision: 1
DH	DH	DA	12/06			Page 2 of 2