

Nevada: Food & Beverage



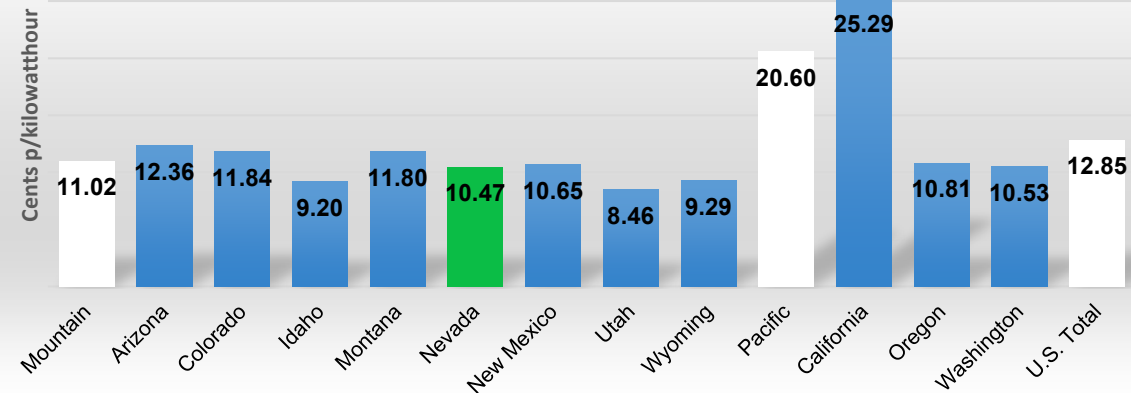
NV Energy Economic Development



Our dedicated Business Development team strategically works to facilitate business site location, relocation and expansion in Nevada.

- Electric Rate Comparisons
- Nevada Food & Beverage Companies
- Labor
- Industry Breakdown
- Logistics Maps
- Food & Agriculture Resource
- Nevada Business Advantages
- Education
- Renewable Resources

Thru December 2024 - Commercial



Source: US Energy Information Administration



Nevada Food & Beverage Companies

Saratoga
FOOD SPECIALTIES

KEN'S
A Family Owned Company®

Pacific
CHEESE
— EST. 1970 —

BATTLE
★ BORN™
BEER

now®

A FAMILY COMPANY
Wells
SINCE 1913

SK
FOOD GROUP

Ocean Spray

NATURE'S
BAKERY

PERI & SONS®
FARMS
Where good things grow.

REVISION
BREWING COMPANY

LAS VEGAS DISTILLERY
NEVADA
2010

BLUE BELL
EST. 1907
CREAMERIES

MARY'S
GONE CRACKERS™




CQC
Clasen Quality Chocolate

Ethel M.
CHOCOLATES

niagara®

 NV Energy



Nevada Labor



Nevada

NAICS	Description	2022 Jobs	2023 Jobs	Number of Establishments	Average Weekly Earnings	2024 Q4 Jobs	Number of Establishments	Average Weekly Earnings
311	Food Manufacturing	7,311	7,826	280	\$1,044	8,412	291	\$1,115
3113	Sugar/Confectionery Product Manufacture	548	572	25	\$970	680	26	\$1,182
3114	Fruit, Vegetable, & Specialty Foods Mfg	840	746	15	\$1,134	777	14	\$1,165
3115	Dairy Product Manufacturing	883	975	13	\$1,292	965	12	\$1,380
3119	Other Food Manufacturing	1,890	2,066	74	\$1,071	2,575	84	\$1,111
312	Beverage and Tobacco Product Manufacturing	1368	1,402	45	\$1,214	1,150	44	\$1,266




Clark County

NAICS	Description	2022 Jobs	2023 Jobs	Number of Establishments	Average Weekly Earnings	2024 Q4 Jobs	Number of Establishments	Average Weekly Earnings
311	Food Manufacturing	4291	4667	181	\$936	4,954	190	\$982
3113	Sugar/Confectionery Product Manufacture	344	354	13	\$805	434	14	\$989
3114	Fruit, Vegetable, & Specialty Foods Mfg	285	198	7	\$1,250	198	7	\$1,407
3115	Dairy Product Manufacturing	623	680	8	\$1,261	622	8	\$1,293
3119	Other Food Manufacturing	949	1134	50	\$965	1420	53	\$986
312	Beverage and Tobacco Product Manufacturing	1086	1159	28	\$1,238	940	26	\$1,333

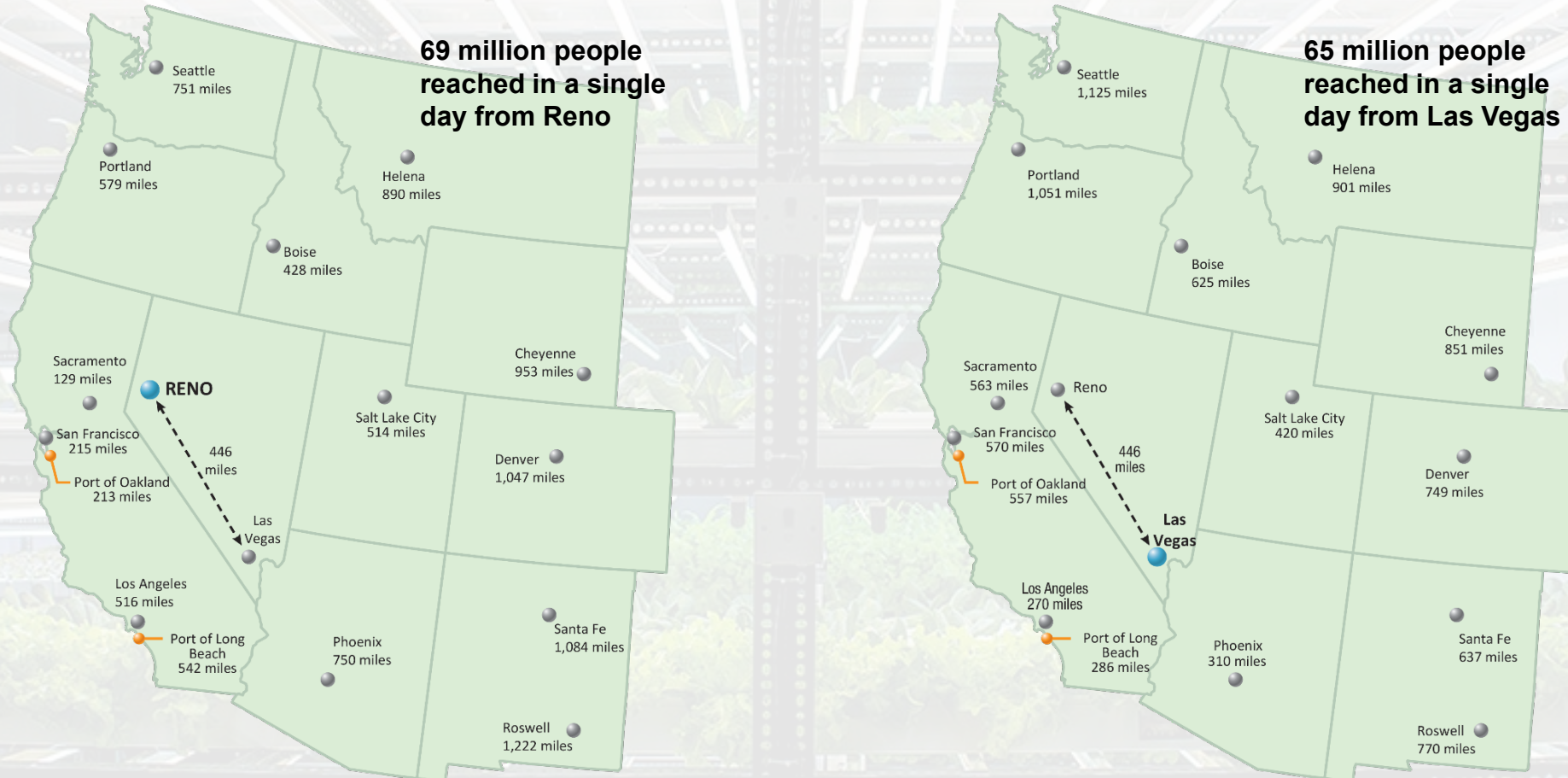


Washoe, Carson, Douglas and Lyon County

NAICS	Description	2022 Jobs	2023 Jobs	Number of Establishments	Average Weekly Earnings	2024 Q4 Jobs	Number of Establishments	Average Weekly Earnings
311	Food Manufacturing	2,788	2,619	83	\$1,149	3180	86	\$1,193
3113	Sugar/Confectionery Product Manufacture	163	171	7	\$1,695	189	7	\$1,842
3119	Other Food Manufacturing	662	650	21	\$1,230	971	28	\$1,331
312	Beverage and Tobacco Product Manufacturing	148	134	12	\$1000	103	11	\$1028



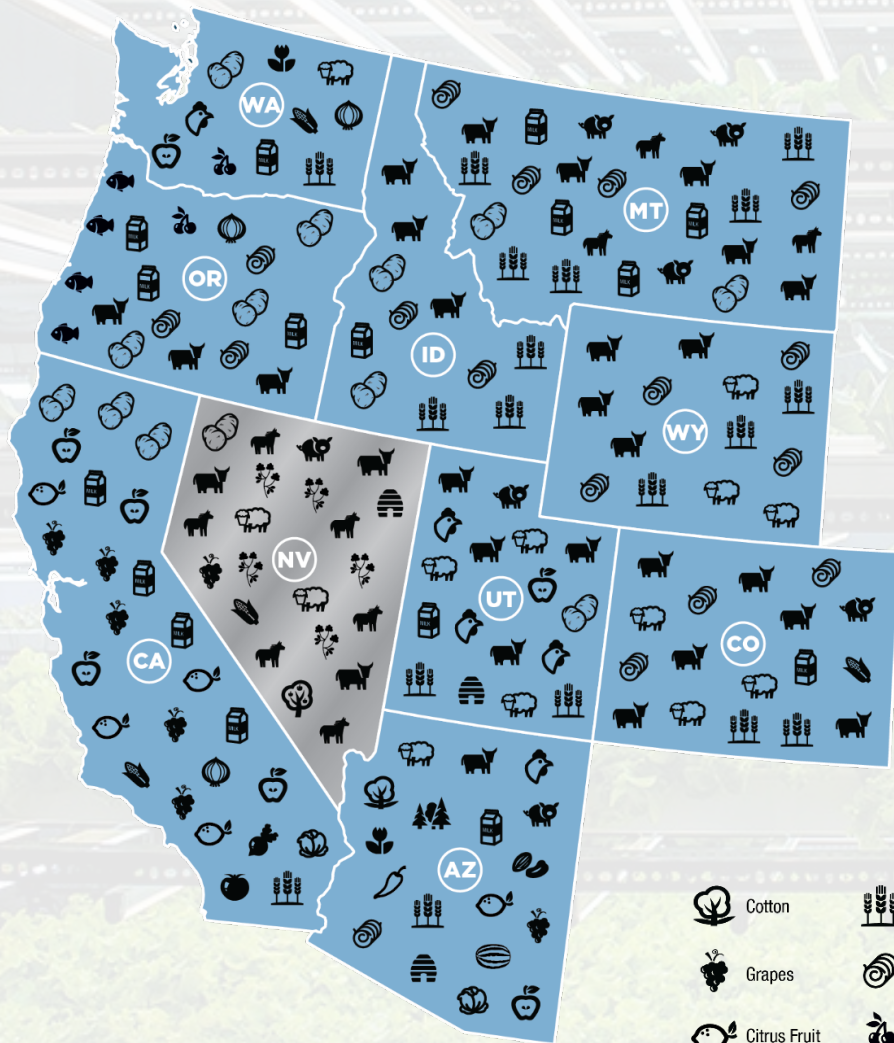
Logistics Map



- In a single day, food and beverage manufactures have access to 77 million people from Nevada.
 - Over 450 agriculture products
 - 212,993 farms (111 M acres)
- Two-day truck service from Nevada: 17 states and over 116 million people.



Food & Agriculture Resources



The major metropolitan areas in Nevada are Reno & Las Vegas, which are within:

5 hours from:

- 400+ Agriculture commodities/ingredients
- 80,500 farms covering 31.4 million acres
- Region = the world's 5th largest supplier of food & agriculture

10 hours from:

- 450+ Agriculture commodities/ingredients
- 133,200 farms covering 58.5 million acres

15 hours from:

- 450+ Agriculture commodities/ingredients
- 212,993 farms covering 111 million acres

Legend



Nevada Business Advantages



Over 77 million consumers within a day's drive

Low total cost of operation



Low tax friendly climate



No state corporate income tax



Welcoming business environment

Proximity to major advanced port/rail hubs (San Francisco, Portland, and Seattle)



TAX ABATEMENTS

Sales and Use Tax Abatement - Sales and use tax abatement on qualified capital equipment purchases, with reductions in the rate to as low as 2%.

Modified Business Tax Abatement - An abatement of 50 percent of the 1.17% rate on quarterly wages exceeding \$50,000.

Personal Property Tax Abatement - An abatement on personal property not to exceed 50% over a maximum of 10 years.



Education

The following post-secondary education degrees and certificates support the food and agriculture sector.

University of Nevada, Reno - Agriculture, Biotechnology & Natural Resources:

- 11 undergraduate degrees
- 7 graduate level degrees
- 4 doctoral degrees

University of Nevada, Las Vegas

- 2 undergraduate degrees
- 2 graduate degrees
- 1 concentration

Culinary Academy of Las Vegas


- Training students in 15 different workforce classifications
- Have trained more than 55,000 people since 1993

Great Basin College

- 1 associate degree
- 3 undergraduate degrees

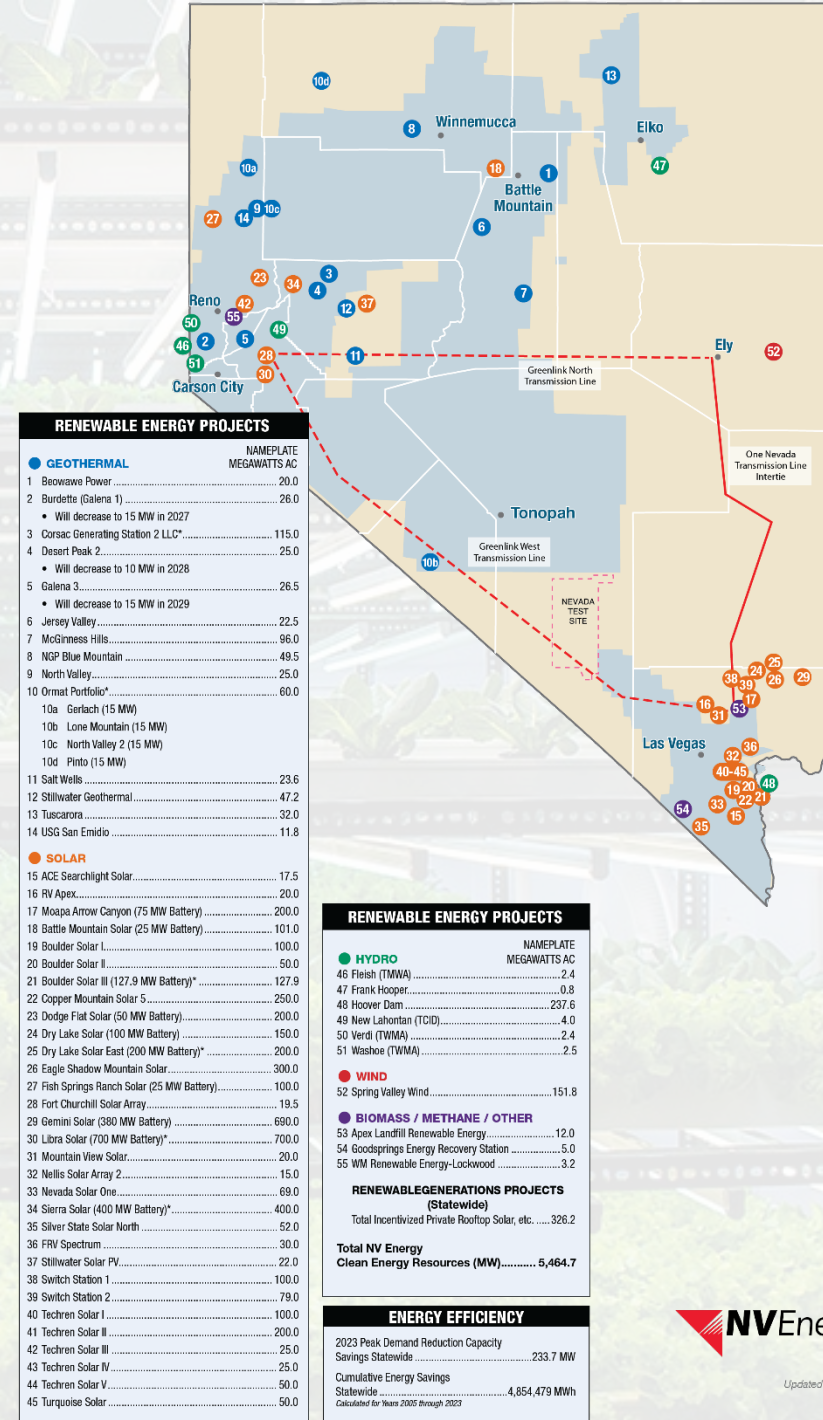
College of Southern Nevada

- 2 associate degrees
- 2 certificate of achievement



Renewable Resources

- **Renewable projects:**
 - 14 Geothermal projects
 - 31 Solar projects
 - 3 Biomass/methane/ waste heat
 - 6 Small hydro & Hoover Dam
 - 1 wind project
- **4,463 MWs of new solar with 2,083 MW of Battery Storage** under construction, in development or pending regulatory approval



Contact Information

Contact:

Jeff Brigger – Director, Business Development and Major Accounts

Jeff.brigger@nvenergy.com | Cell: 775-354-8810

Resources:

[NV Energy Economic Development website](#)

[Nevada Site Locator](#)

[Governor's Office of Economic Development](#)

