

# NEVADA SITE LOCATOR

*provided by*  **NV**Energy

---

Quarterly Marketing Report  
Q2, 2019

# SUMMARY

**TOTAL ACTIVE  
BUILDINGS**

**498**

**BUILDING HITS  
INCREASE**

**13.4% ↑**

**OVER Q1**

**TOTAL ACTIVE  
SITES**

**122**

**SITE HITS  
INCREASE**

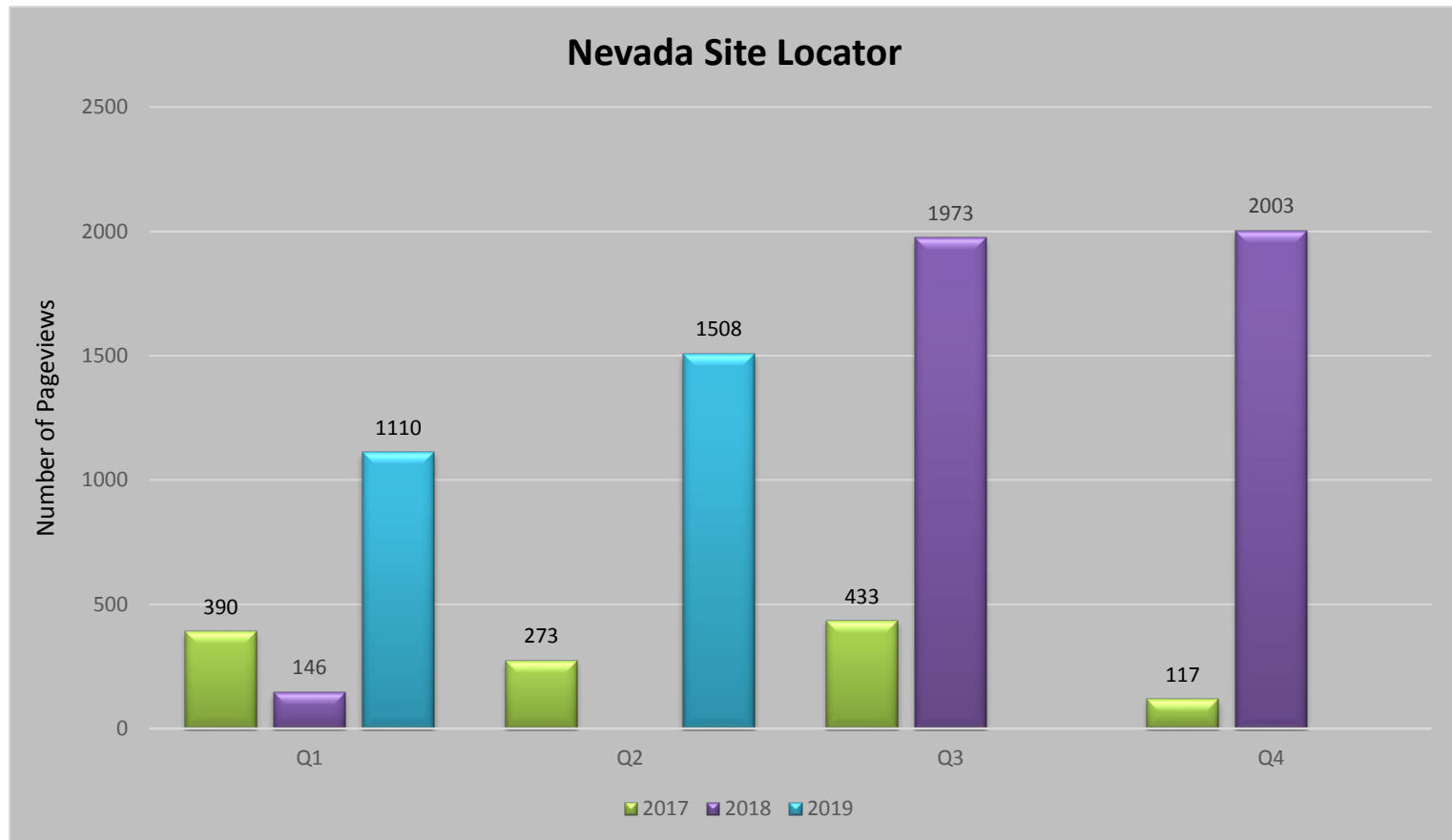
**50.9% ↑**

**OVER Q1**

Numbers only reflect active properties through the quarter. Properties are active for nine-months and can be reactivated.

# Website: Pageviews

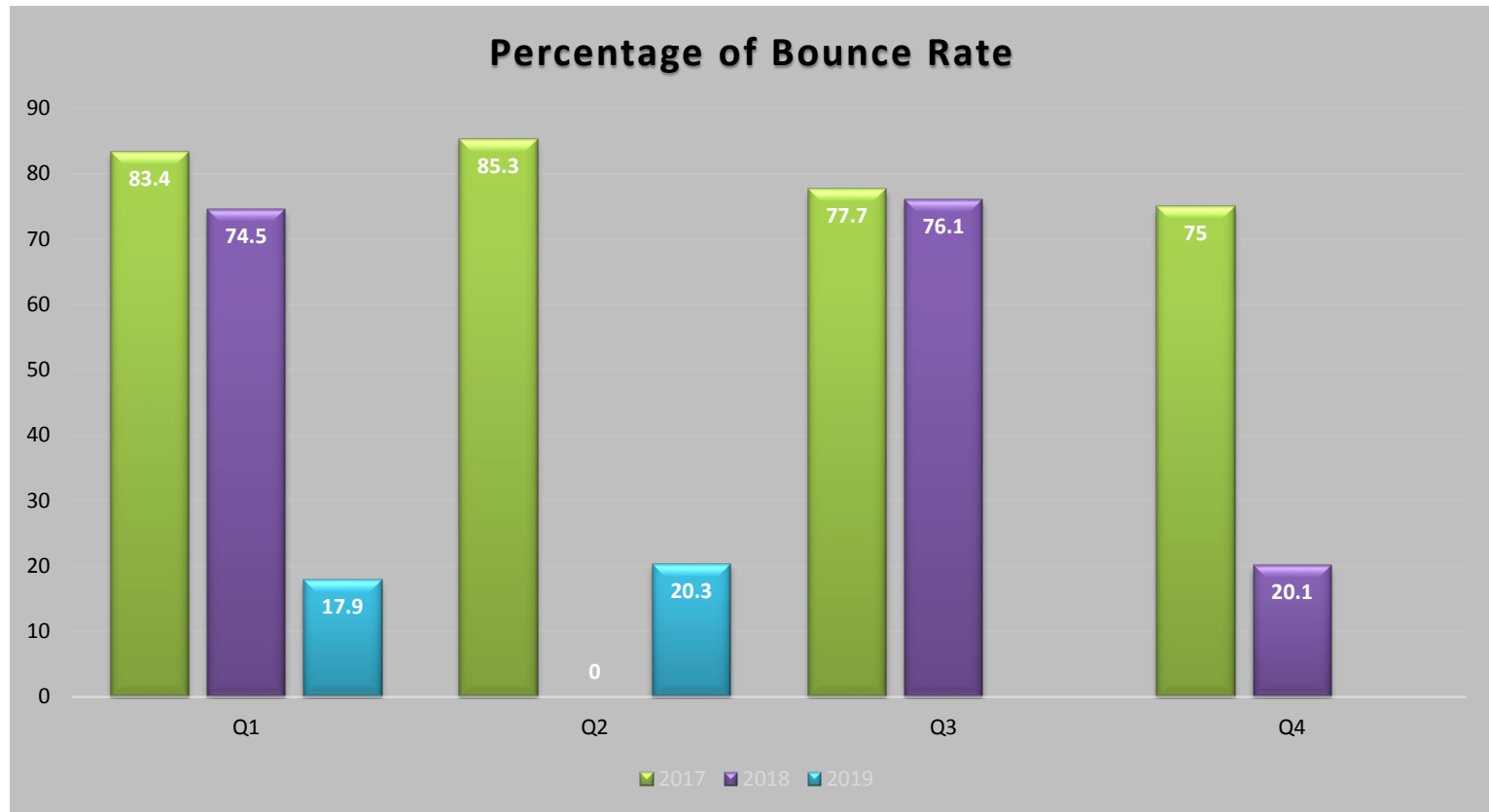
Total number of pages viewed. Repeated views of a single page are counted.



# Website: Bounce Rate

The percentage of single-page visits, where a person left your site from the entrance page.

Bounce rate should decrease as it is the percentage of people who arrive at the site and leave without visiting a second page.



Average time of NSL page visits were 12 minutes.

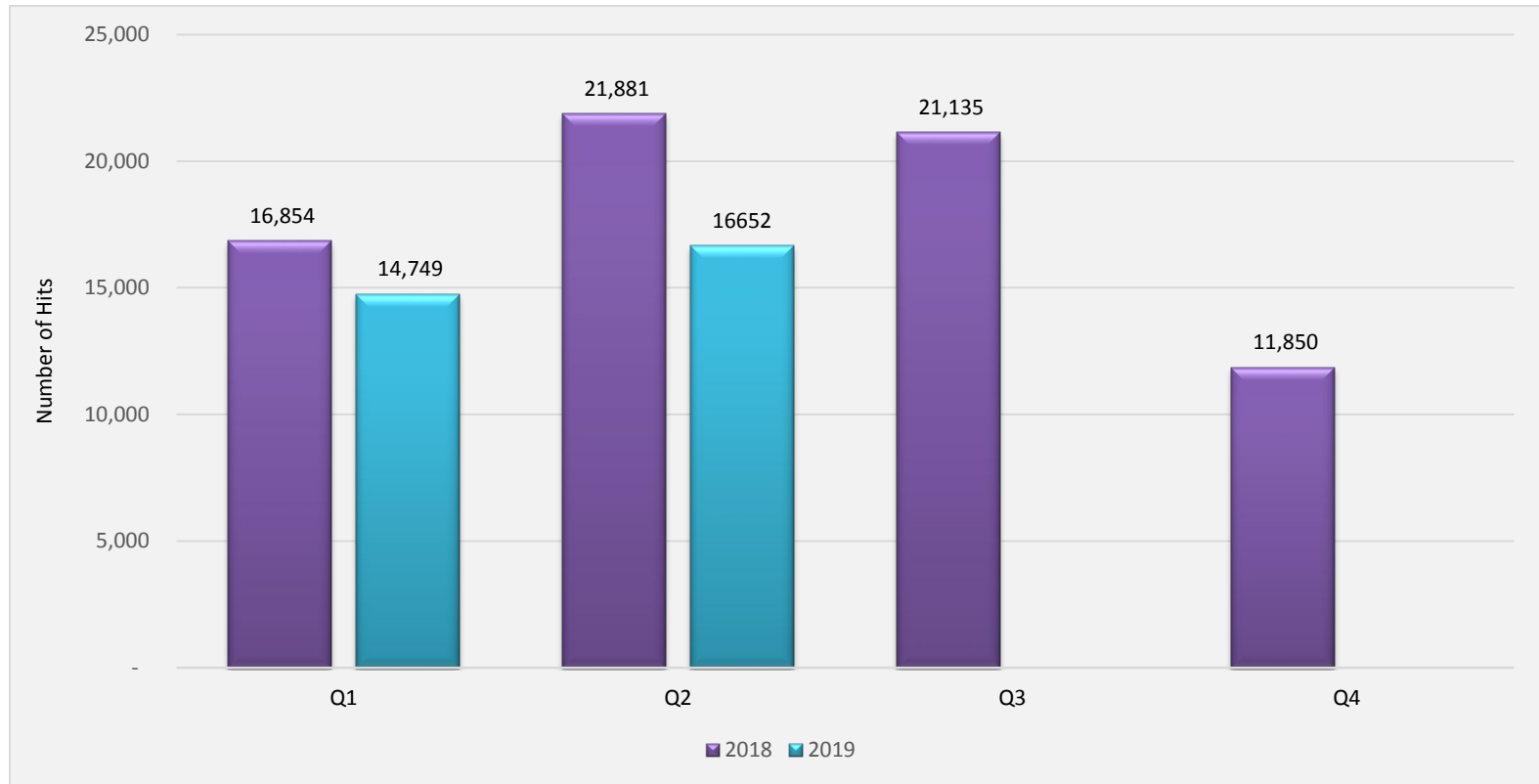
# Website: Most Viewed Buildings

Statistics on buildings that were active the entire quarter.

| ADDRESS                            | CITY            | SQUARE FT | Q2 2019 |
|------------------------------------|-----------------|-----------|---------|
| 1381 Capital Blvd.                 | Reno            | 126,268   | 97      |
| 3930 W Windmill Ln., Bldg. 6       | Las Vegas       | 322,560   | 80      |
| 270 N Hwy 95A                      | Wabuska         | 54,000    | 76      |
| 3528 S Maryland Pkwy               | Las Vegas       | 67,716    | 76      |
| Desert Inn Rd and Valley View Blvd | Las Vegas       | 153,320   | 76      |
| 2548 W Desert Inn                  | Las Vegas       | 112,663   | 75      |
| 1185 S. Rock Blvd.                 | Reno            | 52,972    | 74      |
| 1550 West Craig Road               | Las Vegas       | 18,000    | 74      |
| 9085 Moya Blvd.                    | Reno            | 96,000    | 74      |
| 550 Boxington Way                  | Sparks          | 271,152   | 73      |
| 8730 Military Road                 | Reno            | 181,060   | 73      |
| 3930 W Windmill Ln., Bldg. 10      | Las Vegas       | 457,184   | 72      |
| 8880 Double Diamond Pkwy.          | Reno            | 57,600    | 72      |
| 5840 Donovan Way                   | Las Vegas       | 95,513    | 71      |
| W. Cheyenne Ave. & Simmons St.     | North Las Vegas | 86,920    | 70      |
| 3930 West Windmill Lane            | Las Vegas, NV   | 201,600   | 68      |
| 800 Stillwell Rd                   | Reno            | 58,200    | 68      |

# Website: Active Building Hits

Total number of times any active building page was loaded and viewed. Statistics on buildings that were active the entire quarter.



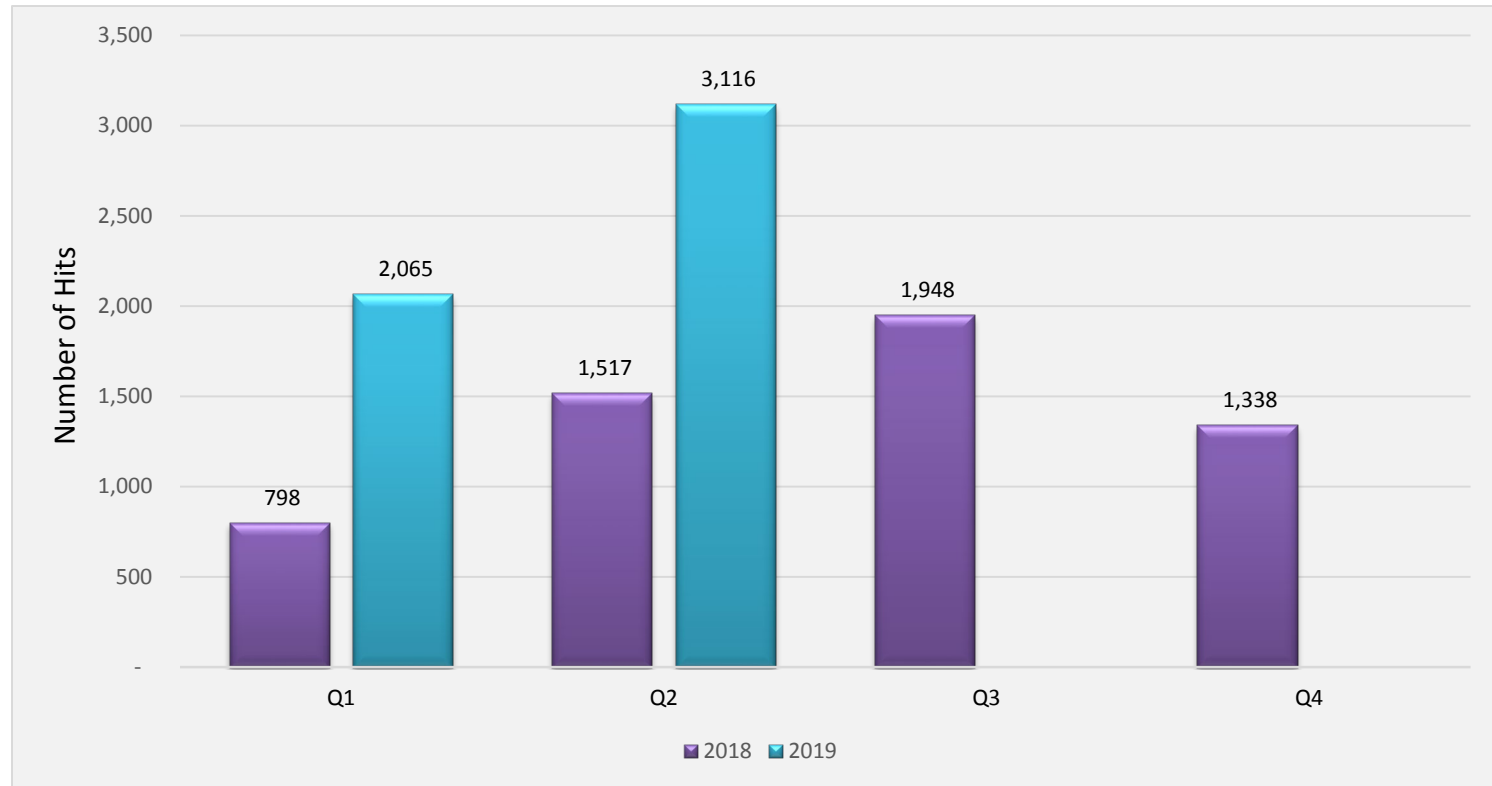
# Website: Most Viewed Sites

Statistics on sites that were active the entire quarter.

| ADDRESS                             | CITY            | ACRES  | Q2 2019 |
|-------------------------------------|-----------------|--------|---------|
| 2355 Peru Dr.                       | McCarran        | 10     | 79      |
| London Drive                        | McCarran        | 5.58   | 45      |
| 12055 Moya Blvd.                    | Reno            | 15.47  | 41      |
| 6605 Grand Montecito Parkway        | Las Vegas       | 0.19   | 41      |
| 0 Arrowhead Drive                   | Carson City     | 2      | 40      |
| 0 Double Diamond Parkway            | Reno            | 2.5    | 40      |
| 0 Thomas Creek Road & Foothill Road | Reno            | 50.01  | 39      |
| Apex Power Pkwy. & US 93            | North Las Vegas | 106.41 | 39      |
| Mt. Limbo                           | Reno            | 11.2   | 36      |
| 0 Nowlin Road                       | Minden          | 38.36  | 35      |
| 2151 E. Sunset Rd.                  | Las Vegas       | 2.46   | 35      |
| Post Rd. & Quarterhorse Ln.         | Las Vegas       | 5      | 35      |
| 2195 Mill Street                    | Reno            | 17.21  | 34      |
| 350 Boomtown Garson Road            | Reno            | 10.71  | 34      |
| 553 Overmyer Rd.                    | Sparks          | 2.56   | 34      |
| E. Centennial Pkwy & Shatz St.      | Las Vegas       | 13.92  | 34      |
| Ion Drive & Los Altos Parkway       | Sparks          | 1.82   | 34      |

# Website: Active Site Hits

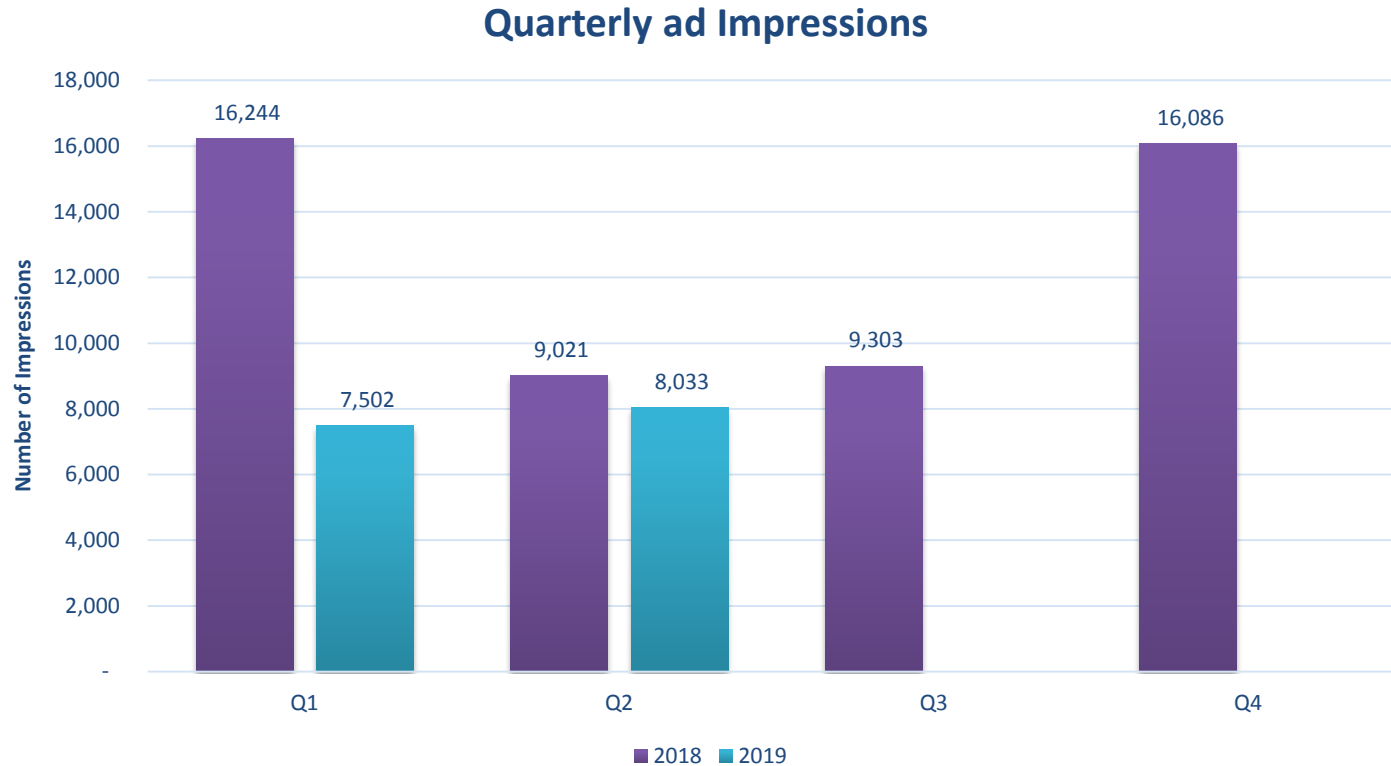
Total number of times any active site page was loaded and viewed. Statistics on sites that were active the entire quarter.





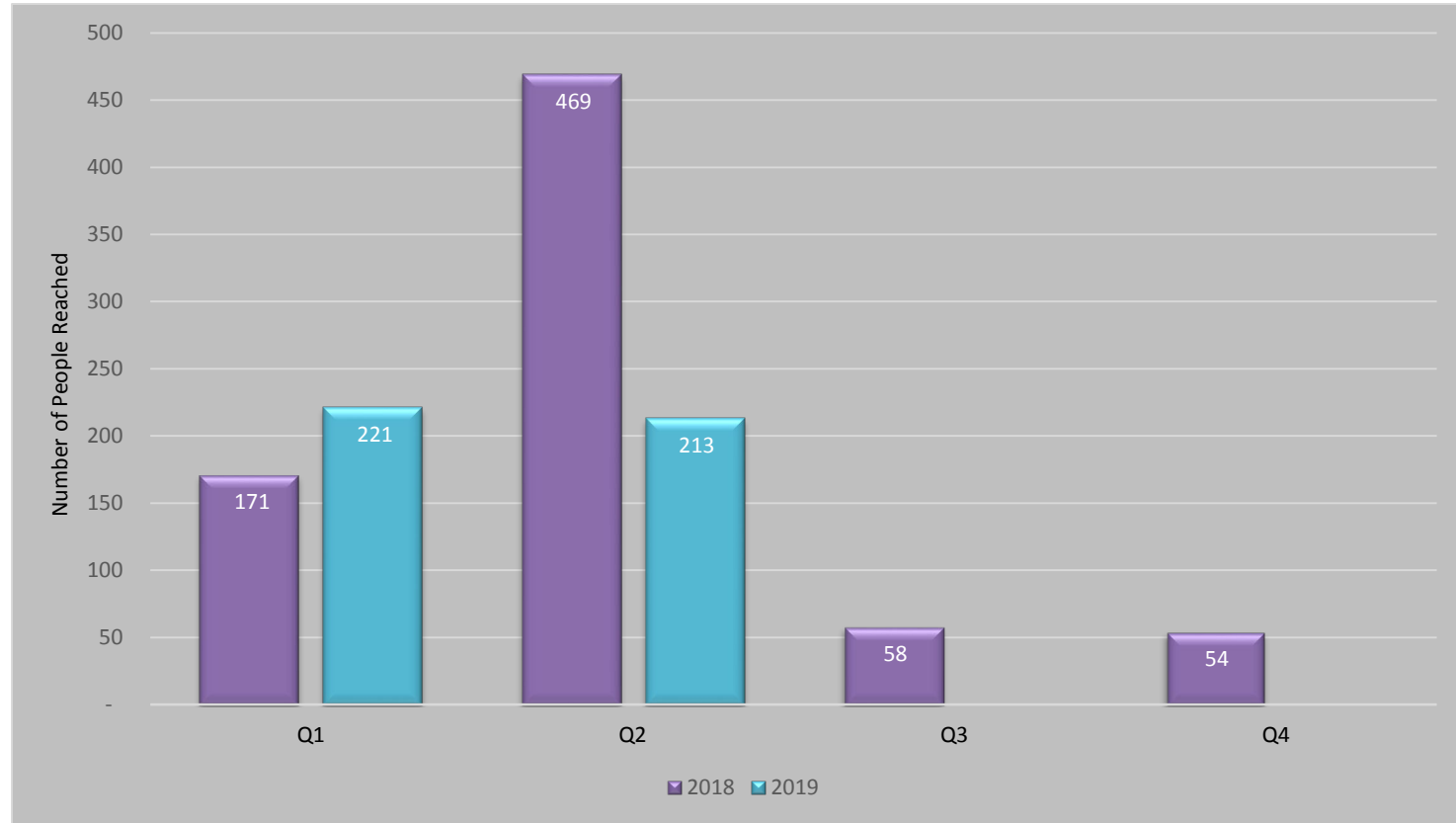
# Online Marketing: Impressions

The number of times the Nevada Site Locator ad was viewed by a user or displayed on a web page.



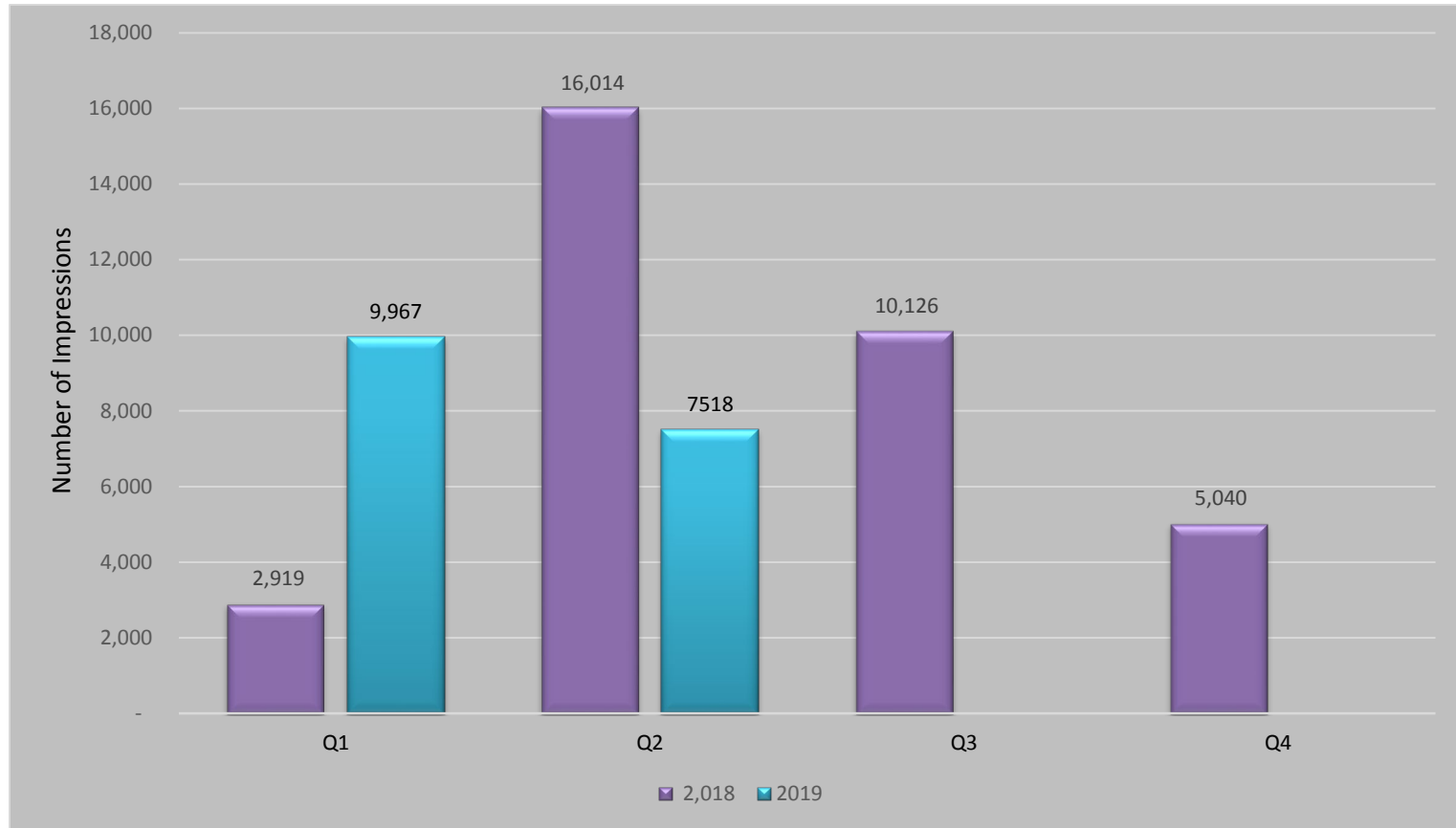
# Social Media: Facebook | Total Reach

The number of people who were served any activity from your page.



# Social Media: Twitter | Impressions

The number of times users saw the tweet on Twitter.



# Nevada Site Locator: Login

## NEVADA SITE LOCATOR provided by NV Energy

[NV Energy](#)'s Economic Development Team is proud to provide [Nevada Site Locator](#) as an economic development tool to help current and future customers, site consultants and real estate firms identify the perfect location for their business. As our partner, we are happy to provide you the opportunity to list your *Nevada industrial, commercial and office* properties at no charge.

Nevada Site Locator has 83 different Commercial Real Estate firms and over 360 CRE professionals using the system. I would be happy to provide you with your login information if you would like to add photos, include more details, add additional properties or manage your expired properties.

Prepared for Nevada Real Estate Partners by Melissa Schoenbachler | [mschoenbachler@nvenergy.com](mailto:mschoenbachler@nvenergy.com)