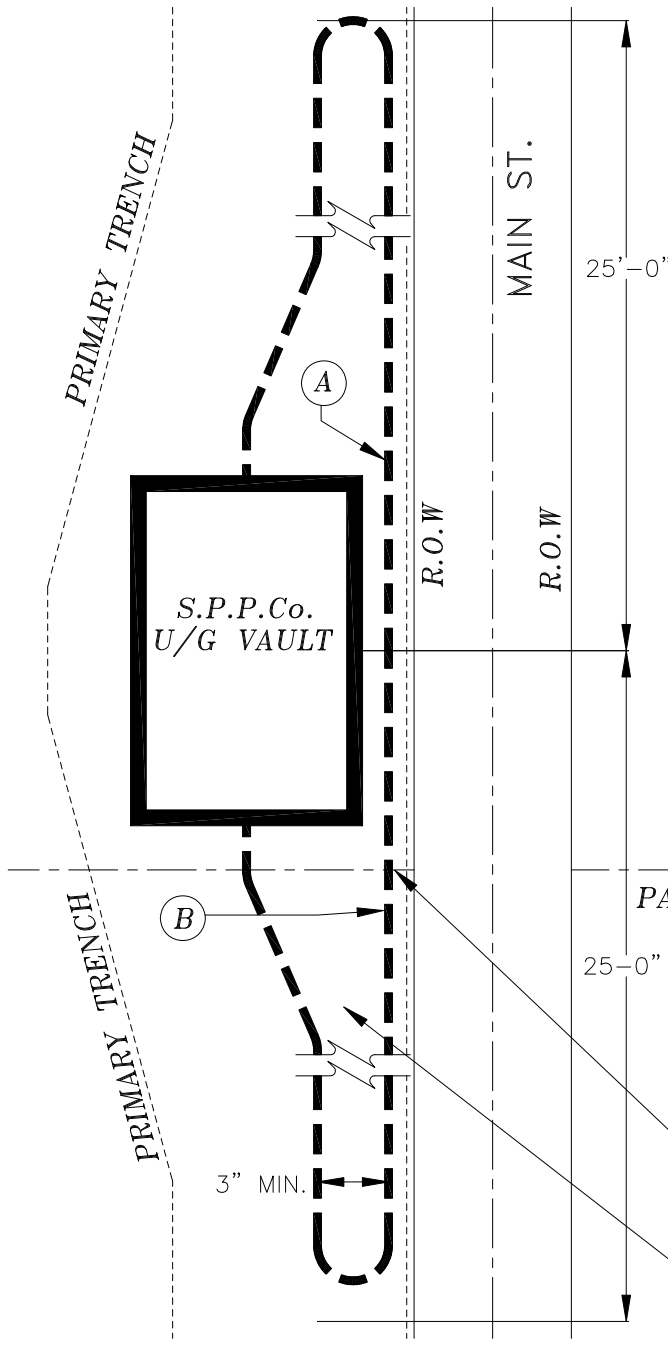


**VAULT GROUNDING DETAILS**

*APPLICATION GUIDE IF ADDITIONAL GROUNDING IS NEEDED  
WHERE OHMS OF RESISTANCE IS HARD TO ACHIEVE*

*ELECTRIC  
PRIMARY TRENCH APPLICATION IN  
ROCKY AREAS*




**CONSTRUCTION NOTES:**

- A. If necessary the ground wire loop may be run in one direction only for a distance of 50 ft. *Note: tie return wire to upper ground insert.*
- B. Ground wire loop is to placed in the bottom of electric trench prior to installation of sand bedding.
- Use #2 str. copper tied to ground inserts or ground rod.


*APPLICATION IN  
NORMAL AREAS*

*TIE #2 COPPER TO GROUND  
INSERT SUPPLIED ON VAULT AND  
ATTACH TO GROUND ROD*



*#2 STRANDED COPPER  
GROUND WIRE  
STOCK# 17-0710*

*ELECTRIC  
PRIMARY TRENCH*

				VOLUME 17 – ENGINEERING & CONSTRUCTION STANDARD		VB0115U
				ALTERNATE VAULT GROUNDING DETAIL		
Drawn:	Eng:	Appr:	Date:	Revision: 1		Page 1 of 1
BSP	JVV	SJ	5/02			