

Metering Equipment: Material Requirements

TABLE OF CONTENTS

1.	Application	1
2.	Installation requirements	1
3.	Material requirements	1
4.	Approved Equipment	1
5.	Installation Plan View	2

1. Application

For all single phase 120/240V applications requiring 400 Amp or 600 Amp service that are not attached to a building. Application throughout the service area to all rate classes.

2. Installation requirements

- Design professional to determine fault current requirements.
- Pedestal shall be installed on 36" by 36" minimum concrete base. Base shall be designed by licensed or registered design professional.
- Pedestal shall have 36" clear work space on service connection side, meter socket side, and side that has door locks. Side with hinges shall have 12" minimum clearance. Clear work space shall be level within ¼ inch per foot in all directions. See diagram below
- Installation shall meet or exceed all local codes.
- The top of the pedestal base shall be 6" above final grade.
- Installation shall conform to RPI-G and RPI-2 requirements.


3. Material requirements

- There is no directly applicable EUSERC drawing. Manufacturers are to contact NVE Meter Operations for design approval prior to construction.
- The overall dimensions are approximately 24" wide by 24" deep by 48" tall.
- The CT mounting and termination section requirements will conform to EUSERC Drawings 314 and 328A for instrument rated system. The CT compartment cover will hinge on the left side.
- The meter socket panel will conform to the general layout of EUSERC 332 and will hinge on the left side. Dimensions are not applicable. The door for the circuit breaker will hinge on the right side.

4. Approved Equipment

- 400 Amp Pedestal:

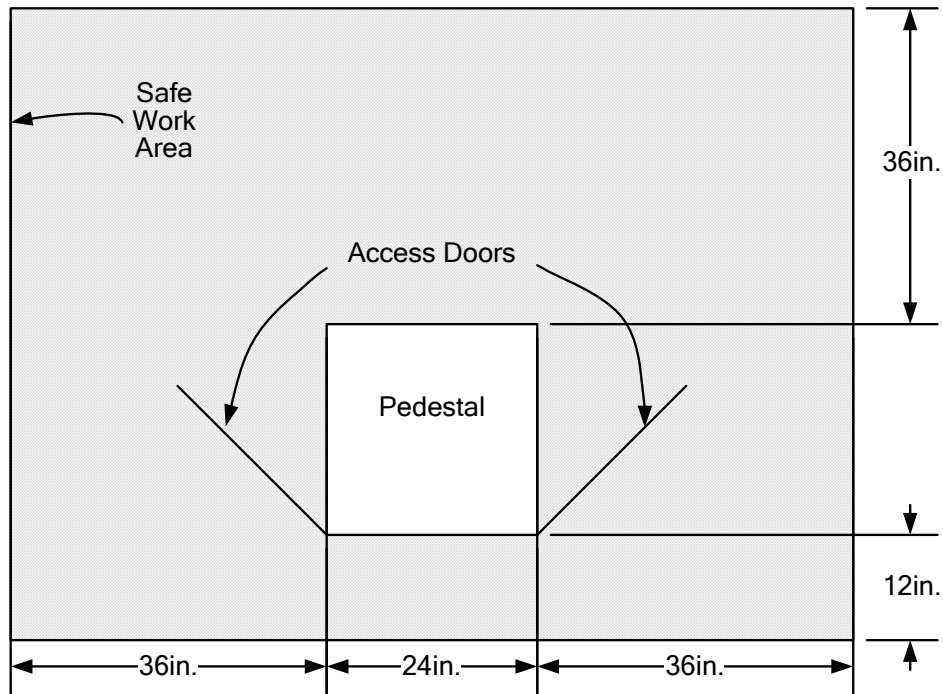
Milbank Part Number CP3B1411JB22	
Milbank Part Number CP3BB411JX50	Single 400/2p Main CB with a 50AIC rating
Milbank Part Number CP3BB411JX22	Two 200/2p Main CB's with a 22KAIC rating
Milbank Part Number CP3BB4126X50	Two 200/2p Main CB's with a 50 KAIC rating
Pacific Utility Products, Inc Part Number	SES-36-48-M2400-100 Single 400/2p
Tesco Part Number 28-413	


				Electric Service Requirements		RPM-A
				Single Phase Pedestal: 400A/600A		
Drawn:	Eng:	Appr:	Date:			Revision: 4
DH	ST	DA	10/09			Page 1 of 2

Metering Equipment: Material Requirements

2. 600 Amp Pedestal:
- | | |
|---|--|
| Milbank Part Number CP3BB611JX50 | Single 600/2P Main CB with a 50 AIC rating |
| Milbank Part Number CP3B6126X50 | Two 300/2p Mains with 50 AIC ratings |
| Milbank Part Number CP3BB6126X22SP1 | Three 200/2p Mains with 22AIC ratings |
| Milbank Part Number CP3BB6146X50SP1 | Three 200/2p Mains with 50 AIC ratings |
| Pacific Utility Products, SES-36-48-M2600-100 | Single 600/2P Main CB |
| Tesco Part Number 28-613 | |

5. Installation Plan View



				Electric Service Requirements		RPM-A
				Single Phase Pedestal: 400A/600A		
Drawn:	Eng:	Appr:	Date:			Revision: 4
DH	ST	DA	10/09			Page 2 of 2