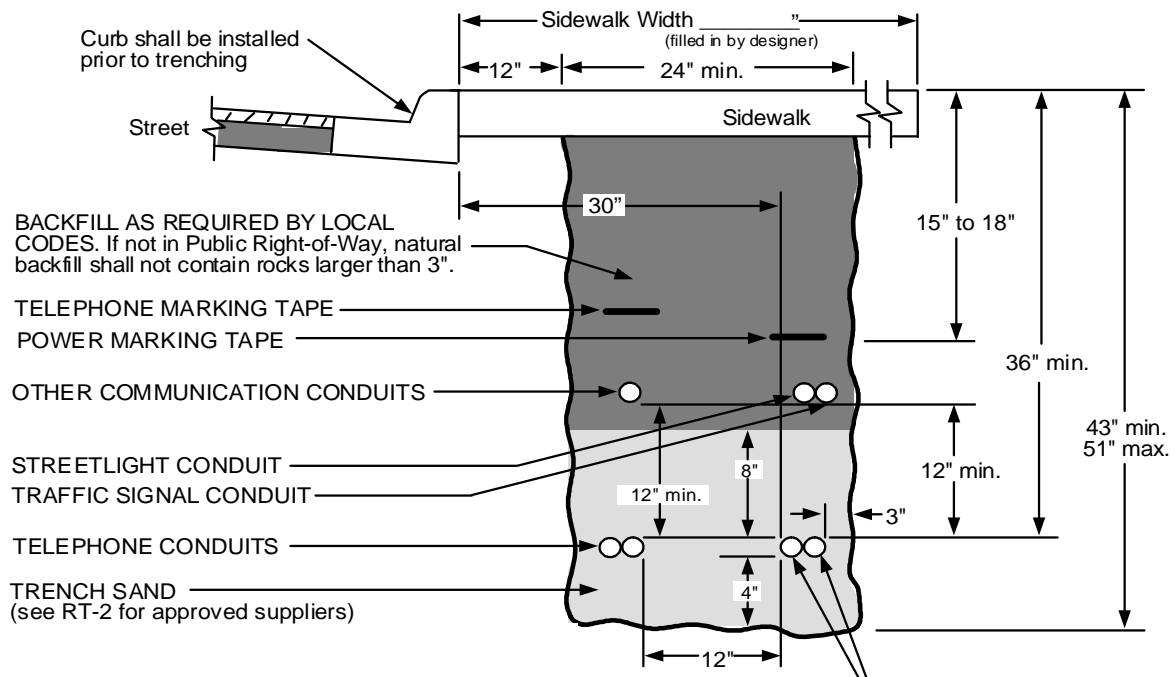
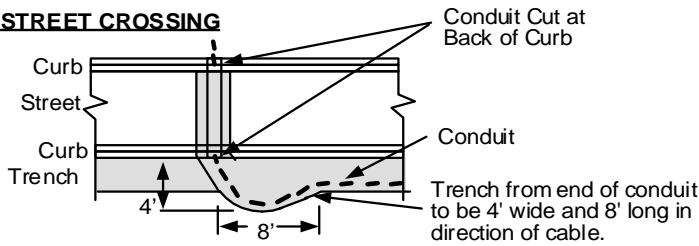


# Trenching

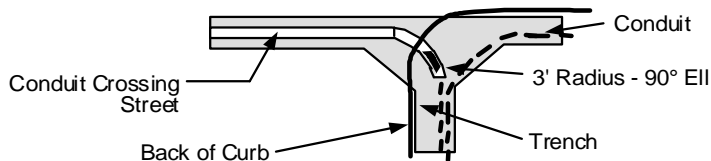
**THESE DETAILS MUST BE PLACED ON ALL WORK REQUEST DRAWINGS**



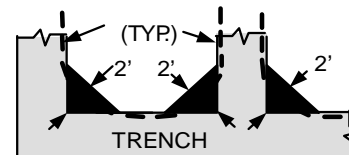
**STREET CROSSING**



**STREET CORNER WITH TEE TRENCH**



**CUT BACK ON ALL TRENCH CORNERS**



**NOTES:**

1. See RT-G for general trenching requirements.
2. The edge of an NVE trench shall not be less than 36" from the edge of water or gas pipe.
3. All clearances/separations from Sewer shall comply with the Clark County Water Reclamation Design and Construction Standards for Wastewater Collection Systems as last revised.
4. Intentionally left blank.

				Electric Service Requirements		<b>RT-7</b>
				<b>Trench Detail: Sidewalk, Residential or Commercial</b>		
Drawn:	Eng:	Appr:	Date:			Revision: 5A
TT	RD	DA	11/14			Page 1 of 2

## Trenching

---

5. All non-NV Energy utility crossings shall maintain a minimum of 12" clearance from edge to edge. When running parallel with other Non-NV Energy utilities a minimum of 12" of horizontal separation from edge of conduit to edge of conduit shall be maintained.
6. Vinyl marking tape is provided as supplemental protection because NVE cannot control the final grade elevation due to possible future surface grade changes by the developer or owner.
7. Excavated material shall be placed a minimum of two feet from both edges of the trench to prevent material from falling into the open trench.

				Electric Service Requirements		RT-7
				<b>Trench Detail: Sidewalk, Residential or Commercial</b>		
Drawn:	Eng:	Appr:	Date:	Revision: 5A		
TT	RD	DA	11/14	Page 2 of 2		