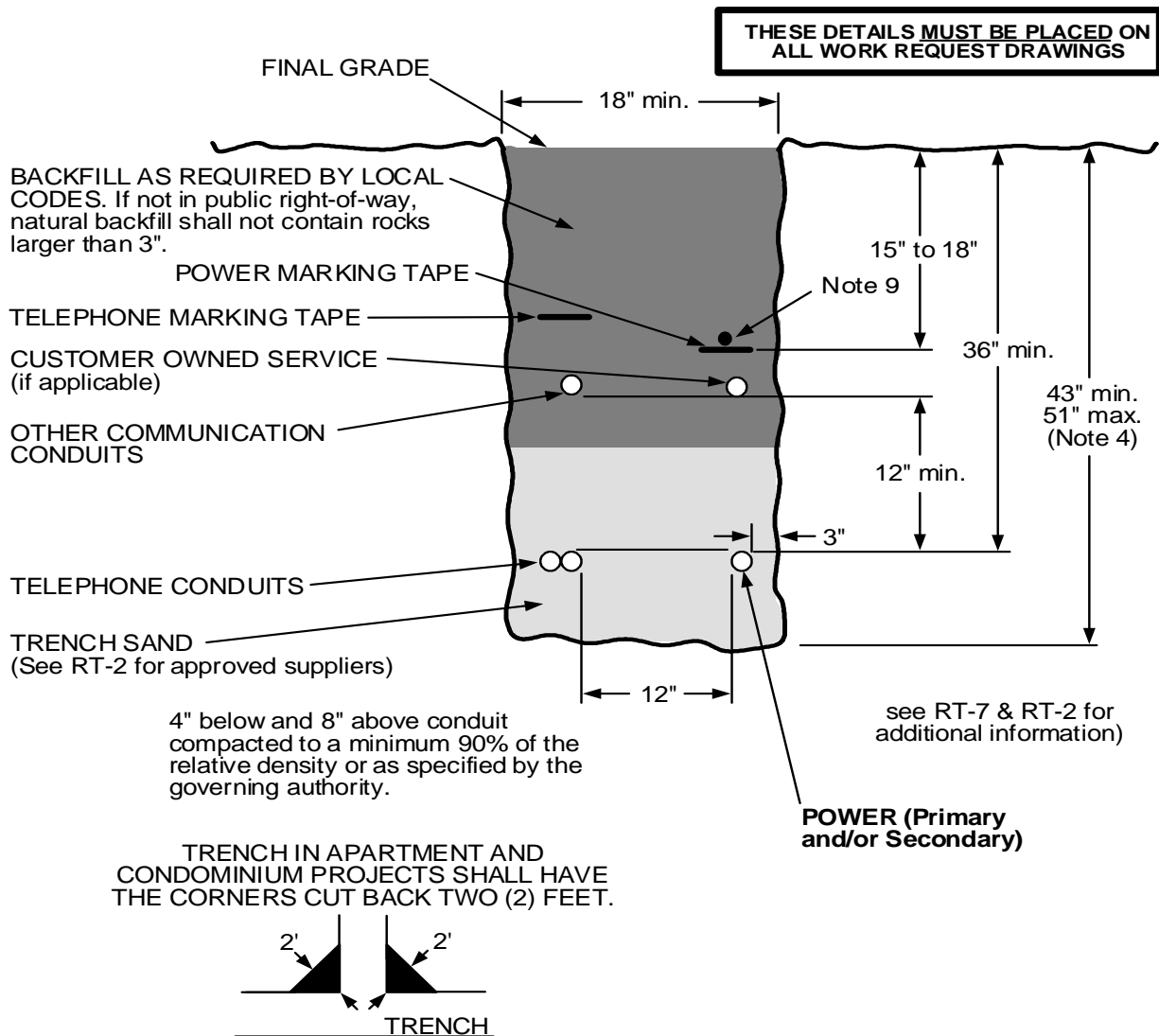



Trenching




NOTES:

1. See RT-G for general requirements, RT-1 for trench, sand and backfill requirements and RC-1 for conduit material requirements.
2. The edge of an NVE trench shall not be less than 36" from the edge of water or gas pipe.
3. All clearances/separations for Sewer shall comply with the Clark County Water Reclamation Design and Construction Standards for Wastewater Collection Systems as last revised.
4. All non-NV Energy utility crossings shall maintain a minimum of 12" clearance from edge to edge. When running parallel with other Non-NV Energy utilities a minimum of 12" of horizontal separation from edge of conduit to edge of conduit shall be maintained.
5. Vinyl marking tape is provided as supplemental protection because NVE cannot control the final grade elevation due to possible future surface grade changes by the developer or owner.

				Electric Service Requirements		RT-12
				Trench Detail: Residential or Commercial		
Drawn:	Eng:	Appr:	Date:			Revision: 6
JR	JR	DA	05/19			Page 1 of 2

Trenching

6. Excavated material shall be placed a minimum of 2' from both edges of the trench to prevent material from falling into open trench.
7. Where the final grade cannot be determined, the trench depth in an undeveloped area shall be determined by the NVE Inspector with a minimum trench depth of 5".
8. For a "sole – use" trench with one conduit only, the trench width may be reduced to two times the nominal diameter of the conduit, but in no case less than 6".
9. When all electric conduit in the trench is for future use (i.e. empty), install an approved tracer wire on top of the power marking tape for the entirety of the trench and terminate each end in an approved RS-10 handhole.

				Electric Service Requirements		RT-12
				Trench Detail: Residential or Commercial		
Drawn:	Eng:	Appr:	Date:			Revision: 6
JR	JR	DA	05/19			Page 2 of 2