


# April 2017 RenewableGenerations Monthly Report



Earth Day at Idlewild Park, Reno



## **Table of Contents**

Solar Electric.....	3
Solar Thermal Heating (Northern Nevada Gas Customers).....	5
Wind Generations.....	6
HydroGenerations.....	8
Legislation, Regulation and Compliance.....	9
Workshops, Meetings and Events .....	9
Contact Us.....	10

RenewableGenerations is the renewables incentive program administered by NV Energy under the laws of the Nevada Legislature and regulated by the Public Utilities Commission of Nevada.

# Solar Electric

## Program Update

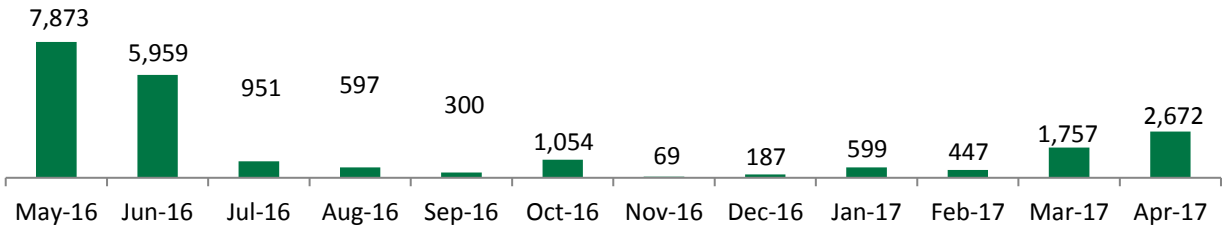
The solar program received 13 applications and completed 319 projects in April.

April						
	Incentives Paid		kW Installed		Completed Projects	
	North	South	North	South	North	South
Residential/Small Business	\$16,685	\$238,519	119	1,805	20	297
Large Commercial/Industrial	\$898	\$0	292	0	2	0
Low-Income/Nonprofit	\$0	\$0	0	0	0	0
School	\$0	\$0	0	0	0	0
Public Entity	\$0	\$0	0	0	0	0
Public and Other	\$0	\$0	0	0	0	0
Small Commercial	\$110	\$5,878	26	429	1	5
<b>Total</b>	<b>\$17,693</b>	<b>\$244,397</b>	<b>438</b>	<b>2,234</b>	<b>23</b>	<b>302</b>

Year To Date						
	Incentives Paid		kW Installed		Completed Projects	
	North	South	North	South	North	South
Residential/Small Business	\$30,858	\$451,358	226	3,409	43	556
Large Commercial/Industrial	\$898	\$0	292	0	2	0
Low-Income/Nonprofit	\$882,674	\$1,626,272	209	395	4	21
School	\$0	\$0	0	0	0	0
Public Entity	\$0	\$0	0	0	0	0
Public and Other	\$0	\$0	0	0	0	0
Small Commercial	\$935	\$11,687	32	471	2	9
<b>Total</b>	<b>\$915,365</b>	<b>\$2,089,317</b>	<b>759</b>	<b>4,275</b>	<b>51</b>	<b>586</b>

Inception (2004) To Present						
	Incentives Paid		kW Installed		Completed Projects	
	North	South	North	South	North	South
Residential/Small Business	\$8,410,923	\$32,286,339	8,648	102,113	1,670	16,931
Large Commercial/Industrial	\$176,695	\$570,731	2,262	6,120	9	15
Low-Income/Nonprofit	\$1,161,622	\$2,220,482	350	1,622	9	37
School	\$60,832,710	\$49,297,179	14,343	12,718	133	171
Public Entity	\$78,846	\$82,418	332	438	4	4
Public and Other	\$37,963,190	\$34,911,442	8,821	9,250	192	160
Small Commercial	\$22,900	\$110,875	90	1,698	13	27
<b>Total</b>	<b>\$108,646,886</b>	<b>\$119,479,466</b>	<b>34,847</b>	<b>133,960</b>	<b>2,030</b>	<b>17,345</b>

### SolarGenerations Capacity Installed by Month (kW)



### SolarGenerations PV Incentives Paid Since July 1, 2010

Spending Toward \$255,270,000 Cap		
	Incentives Paid	kW Installed
<b>Total</b>	\$211,012,736	166,174

### Average SolarGenerations PV Installation Cost Per Watt AC-CEC

Cost Per Watt		
Year	UFI/EPBB	PBI
2016	\$4.53	\$2.83
2017	\$4.35	\$3.06

# Solar Thermal Heating (Northern Nevada Gas Customers)

## Program Update

No projects were completed in April.

April			
	Active Projects	Liabilities	Paid
	North	North	North
Residential/Small Business	0	\$0	\$0
Large Commercial/Industrial	0	\$0	\$0
Low-Income/Nonprofit	0	\$0	\$0
School	0	\$0	\$0
Public Entity	0	\$0	\$0
Public and Other	0	\$0	\$0
Small Commercial	0	\$0	\$0
<b>Total</b>	<b>0</b>	<b>\$0</b>	<b>\$0</b>

Year To Date		
	Incentives Paid	Completed Projects
	North	North
Residential/Small Business	\$0	0
Large Commercial/Industrial	\$0	0
Low-Income/Nonprofit	\$0	0
School	\$0	0
Public Entity	\$0	0
Public and Other	\$0	0
Small Commercial	\$0	0
<b>Total</b>	<b>\$0</b>	<b>0</b>

Inception (2004) To Present		
	Incentives Paid	Completed Projects
	North	North
Residential/Small Business	\$26,907	13
Large Commercial/Industrial	\$0	0
Low-Income/Nonprofit	\$0	0
School	\$8,949	1
Public Entity	\$0	0
Public and Other	\$99,747	5
Small Commercial	\$0	0
<b>Total</b>	<b>\$135,603</b>	<b>19</b>

# Wind Generations


## Program Update

No projects were completed in April.

April						
	Incentives Paid		kW Installed		Completed Projects	
	North	South	North	South	North	South
Residential/Small Business	\$0	\$0	0	0	0	0
Large Commercial/Industrial	\$0	\$0	0	0	0	0
Low-Income/Nonprofit	\$0	\$0	0	0	0	0
School	\$0	\$0	0	0	0	0
Public Entity	\$0	\$0	0	0	0	0
Public and Other	\$0	\$0	0	0	0	0
Small Commercial	\$0	\$0	0	0	0	0
Agriculture	\$0	\$0	0	0	0	0
<b>Total</b>	<b>\$0</b>	<b>\$0</b>	<b>0</b>	<b>0</b>	<b>0</b>	<b>0</b>

Year To Date						
	Incentives Paid		kW Installed		Completed Projects	
	North	South	North	South	North	South
Residential/Small Business	\$0	\$0	0	0	0	0
Large Commercial/Industrial	\$0	\$0	0	0	0	0
Low-Income/Nonprofit	\$0	\$0	0	0	0	0
School	\$0	\$0	0	0	0	0
Public Entity	\$0	\$0	0	0	0	0
Public and Other	\$0	\$0	0	0	0	0
Small Commercial	\$0	\$0	0	0	0	0
Agriculture	\$0	\$0	0	0	0	0
<b>Total</b>	<b>\$0</b>	<b>\$0</b>	<b>0</b>	<b>0</b>	<b>0</b>	<b>0</b>

Inception (2004) To Present						
	Incentives Paid		kW Installed		Completed Projects	
	North	South	North	South	North	South
Residential/Small Business	\$1,403,080	\$49,183	568	23	54	6
Large Commercial/Industrial	\$0	\$0	0	0	0	0
Low-Income/Nonprofit	\$0	\$0	0	0	0	0
School	\$1,369,200	\$7,800	207	2	4	1
Public Entity	\$0	\$0	0	0	0	0
Public and Other	\$295,200	\$0	101	0	10	0
Small Commercial	\$0	\$0	0	0	0	0
Agriculture	\$23,121,745	\$0	8,864	0	91	0
<b>Total</b>	<b>\$26,189,225</b>	<b>\$56,983</b>	<b>9,740</b>	<b>25</b>	<b>159</b>	<b>7</b>



**Wind and Hydro Incentives Paid Since July 1, 2009**

Spending Toward \$40,000,000 Cap	
	Incentives Paid
Wind	\$26,163,708
Hydro	\$1,447,500
<b>Total</b>	<b>\$27,611,208</b>

# HydroGenerations

## Program Update

No projects were completed in April.

April						
	Incentives Paid		kW Installed		Completed Projects	
	Net-Metered	Non Net-Metered	Net-Metered	Non Net-Metered	Net-Metered	Non Net-Metered
Residential/Small Business	\$0	\$0	0	0	0	0
Large Commercial/Industrial	\$0	\$0	0	0	0	0
Low-Income/Nonprofit	\$0	\$0	0	0	0	0
School	\$0	\$0	0	0	0	0
Public Entity	\$0	\$0	0	0	0	0
Public and Other	\$0	\$0	0	0	0	0
Small Commercial	\$0	\$0	0	0	0	0
Agriculture	\$0	\$0	0	0	0	0
<b>Total</b>	<b>\$0</b>	<b>\$0</b>	<b>0</b>	<b>0</b>	<b>0</b>	<b>0</b>

Year To Date						
	Incentives Paid		kW Installed		Completed Projects	
	Net-Metered	Non Net-Metered	Net-Metered	Non Net-Metered	Net-Metered	Non Net-Metered
Residential/Small Business	\$0	\$0	0	0	0	0
Large Commercial/Industrial	\$0	\$0	0	0	0	0
Low-Income/Nonprofit	\$0	\$0	0	0	0	0
School	\$0	\$0	0	0	0	0
Public Entity	\$0	\$0	0	0	0	0
Public and Other	\$0	\$0	0	0	0	0
Small Commercial	\$0	\$0	0	0	0	0
Agriculture	\$0	\$0	0	0	0	0
<b>Total</b>	<b>\$0</b>	<b>\$0</b>	<b>0</b>	<b>0</b>	<b>0</b>	<b>0</b>

Inception (2004) To Present						
	Incentives Paid		kW Installed		Completed Projects	
	Net-Metered	Non Net-Metered	Net-Metered	Non Net-Metered	Net-Metered	Non Net-Metered
Residential/Small Business	\$0	\$0	0	0	0	0
Large Commercial/Industrial	\$0	\$0	0	0	0	0
Low-Income/Nonprofit	\$0	\$0	0	0	0	0
School	\$0	\$0	0	0	0	0
Public Entity	\$0	\$0	0	0	0	0
Public and Other	\$0	\$0	0	0	0	0
Small Commercial	\$0	\$0	0	0	0	0
Agriculture	\$395,000	\$1,052,500	158	437	3	3
<b>Total</b>	<b>\$395,000</b>	<b>\$1,052,500</b>	<b>158</b>	<b>437</b>	<b>3</b>	<b>3</b>



## Legislation, Regulation and Compliance

On April 26, 2017 a stipulated agreement was reached between the parties participating in Docket No. 17-02006 regarding the RenewableGenerations Annual Plan. The agreement specifies a reset of incentive levels equivalent to those paid under Step 8. Also included in the agreement is an extension of a low income solar project which pays 50% of the cost of a system for installation of 500 kilowatts in each service territory. The agreement will now go to the Public Utilities Commission of Nevada for consideration and approval.

## Workshops, Meetings and Events

The RenewableGenerations staff has been focusing on marketing. The staff provided brochures and answered questions from the public who visited the NV Energy table at the following events:

- April 6<sup>th</sup> → Banff Mountain Film Festival World Tour, Reno
- April 18<sup>th</sup> → UNR Earth Day, Reno
- April 23<sup>rd</sup> → Earth Day at Idlewild Park, Reno
- April 29<sup>th</sup> → Cinco de Mayo at Grand Sierra Resort, Reno

# Contact Us

## Website

<https://www.nvenergy.com/renewablesenvironment/renewablegenerations/index.cfm>

## Email

[renewablegenerations@nvenergy.com](mailto:renewablegenerations@nvenergy.com)

## Toll Free

(866) 786-3823

## Mailing Address

NV Energy Renewable Generations  
6100 Neil Road  
M/S S2A35  
Reno, NV 89511